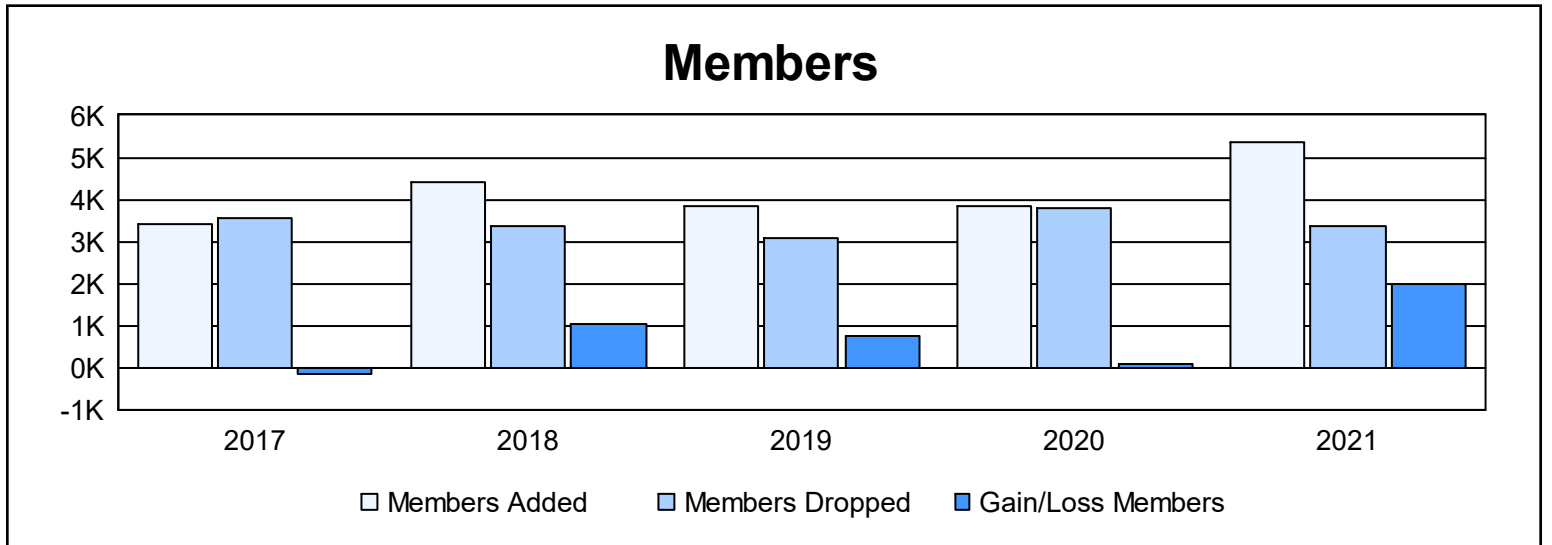
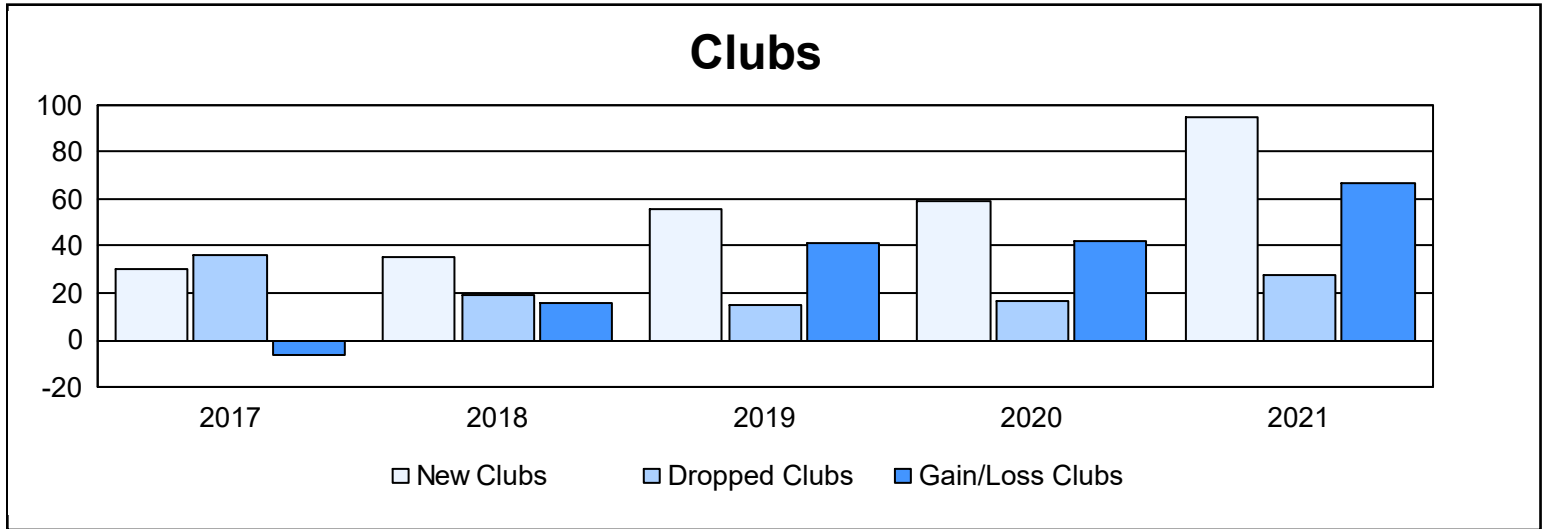
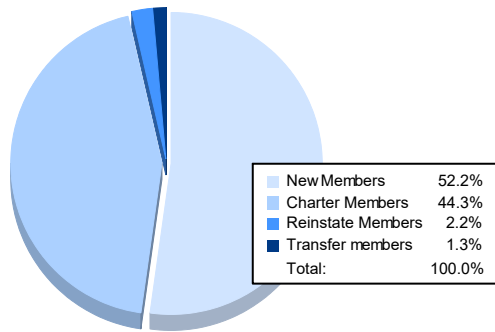


Year	New Clubs	Dropped Clubs	Gain/ Loss Clubs	New Members	Charter Members	Reinstate Members	Transfer Members	Total Member Added	Total Members Dropped	Gain/ Loss Members
2016-2017	30	36	-6	2,189	844	330	39	3,402	3,564	-162
2017-2018	35	19	16	3,127	987	252	46	4,412	3,381	1,031
2018-2019	56	15	41	1,997	1,607	216	28	3,848	3,098	750
2019-2020	59	17	42	1,871	1,621	291	63	3,846	3,779	67
2020-2021	95	28	67	2,801	2,373	118	70	5,362	3,358	2,004
<b>Average</b>	<b>55</b>	<b>23</b>	<b>32</b>	<b>2,397</b>	<b>1,486</b>	<b>241</b>	<b>49</b>	<b>4,174</b>	<b>3,436</b>	<b>738</b>



### Membership Composition June 2021 Cumulative



### Gender Composition June 2021 Cumulative

